

SSA 31

RAVENSWOOD

Constant Contact Survey Results

Survey Name: SSA Needs Assessment Survey

Response Status: Partial & Completed

Filter: None

7/25/2017 11:38 AM CDT








*What is your relationship to the Ravenswood community? Please check all that apply.

Answer	0%	100%	Number of Response(s)	Response Ratio
Resident			72	69.9 %
Business Owner/Manager			32	31.0 %
Landlord/Property Owner			11	10.6 %
Other			8	7.7 %
Totals			103	100%









If you selected Business Owner/Manager, is your business located within Special Service Area #31? See an SSA map here.

Answer	0%	100%	Number of Response(s)	Response Ratio
Yes			28	27.1 %
No			12	11.6 %
No Response(s)			63	61.1 %
Totals			103	100%



If you selected Business Owner/Manager, help us learn more about you. My business is (check all that apply):

Answer	0%	100%	Number of Response(s)	Response Ratio
Located in a retail storefront			7	20.5 %
Women owned or led			15	44.1 %
A restaurant or cafe			1	2.9 %
Related to the arts			11	32.3 %
Manufacturing			1	2.9 %
An office or offices			8	23.5 %
Other			13	38.2 %
Totals			34	100%

Which commercial corridor are you located in?

Answer	0%	100%	Number of Response(s)	Response Ratio
Clark			2	1.9 %
Damen			7	6.7 %
Lawrence			12	11.6 %
Montrose			4	3.8 %
Wilson			4	3.8 %
Ravenswood			30	29.1 %
Other			8	7.7 %
No Response(s)			36	34.9 %
Totals			103	100%

*What is your overall impression of the Ravenswood community? Feel free to comment on why below.

Answer	0%	100%	Number of Response(s)	Response Ratio
Extremely Positive			46	44.6 %
Positive			54	52.4 %
Neutral			1	<1 %
Negative			1	<1 %
Extremely Negative			1	<1 %
No Response(s)			0	0.0 %
Totals			103	100%

***Do you follow our Ravenswood news feeds on Facebook, Twitter or Instagram?**

Answer	0%	100%	Number of Response(s)	Response Ratio
Yes, all of them			13	12.6 %
Yes, some of them			44	42.7 %
No			46	44.6 %
No Response(s)			0	0.0 %
Totals			103	100%

***Do you find our monthly Ravenswood e-newsletter valuable? If not, tell us what you'd like us to include in the comments.**

Answer	0%	100%	Number of Response(s)	Response Ratio
Yes			87	84.4 %
No			5	4.8 %
I'm subscribed, but I don't read it			8	7.7 %
I don't subscribe to the newsletter			3	2.9 %
No Response(s)			0	0.0 %
Totals			103	100%

***Please tell us how important you feel the following services are to Ravenswood.**

1 = Very Important, 2 = Important, 3 = Neutral, 4 = Not Important, 5 = Not Important At All

Answer	1	2	3	4	5	Number of Response(s)	Rating Score*
Sidewalk Trash Pickup						102	1.6
Sidewalk Powerwashing						102	2.6
Supplemental Snow Removal						102	1.7
Landscaping & Neighborhood Beautification						102	1.7
Graffiti/Etching Removal & Film Installation						102	1.6
Facade Rebate Program For Local Storefronts						102	2.2
Neighborhood Banners & Holiday Decorations						102	2.3
Small Business Marketing & Advertising Services						102	2.0
Bicycle Transit Infrastructure Enhancements						102	2.2

*The Rating Score is the weighted average calculated by dividing the sum of all weighted ratings by the number of total responses.

***Please tell us how satisfied you are the following services in your corridor.**

1 = Very Satisfied, 2 = Important, 3 = Neutral, 4 = Dissatisfied, 5 = Very Dissatisfied

Answer	1	2	3	4	5	Number of Response(s)	Rating Score*
Sidewalk Trash Pickup						99	2.2
Sidewalk Powerwashing						99	2.5
Supplemental Snow Removal						99	2.4
Landscaping & Neighborhood Beautification						99	2.1
Graffiti/Etching Removal & Film Installation						99	2.2
Facade Rebate Program For Local Storefronts						99	2.7
Neighborhood Banners & Holiday Decorations						99	2.2
Small Business Marketing & Advertising Services						99	2.6
Bicycle Transit Infrastructure Enhancements						99	2.6

*The Rating Score is the weighted average calculated by dividing the sum of all weighted ratings by the number of total responses.

What conditions/services need improvement in your corridor?

42 Response(s)

If you are a business owner, what are your future growth plans?

Answer	0%	100%	Number of Response(s)	Response Ratio
Same/no plans			20	58.8 %
Reduce size of business			0	0.0 %
Expand at our current location or elsewhere in Ravenswood			12	35.2 %
Expand outside the neighborhood			3	8.8 %
Move or leave Ravenswood			0	0.0 %
Totals			34	100%